

44-7400 Series

Regulators - Pressure Reducing

D44741992X012

Specifications

For other materials or modifications, please consult TESCOM.

OPERATING PARAMETERS

Pressure rating per criteria of ANSI/ASME B31.3

Maximum Inlet Pressure

Stainless Steel: 6000 psig / 414 bar

Brass: 4500 psig / 310 bar

Maximum Outlet Pressure Ranges

Stainless Steel: 5000 psig / 345 bar

Brass: 4000 psig / 276 bar

Design Proof Pressure

150% maximum rated

Leakage

Bubble-tight

Ambient Operating Temperature

0°F to 165°F / -17°C to 74°C

Flow Capacity

$C_v = 0.8$

$C_v = 2.0$



MEDIA CONTACT MATERIALS

Body

303 Stainless Steel, 316 Stainless Steel, Brass

Main Valve Seat

CTFE, Vespel®

Back Cap

300 Series Stainless Steel

O-Rings

Buna-N 90, Buna-N, Viton®, Urethane, Kalrez®, Ethylene Propylene

Back-up Rings

PTFE

Gaskets

CTFE

Remaining Parts

Type 17-4, 300 Series Stainless Steel, 17-7, Teflon® and Brass

OTHER

Cleaning

CGA 4.1 and ASTM G93

Weight

14 lbs / 6.2 kg

Teflon®, Viton®, Kalrez®, and Vespel® are registered trademarks of E.I. du Pont de Nemours and Company.

TESCOM 44-7400 Series high flow, high pressure, spring loaded pressure reducing regulator offers outlet pressures up to 5000 psig / 345 bar with flow rates from 25-2000 SCFM / 708-56,633 SLPM. Available in Brass or Stainless Steel and two standard C_v s.

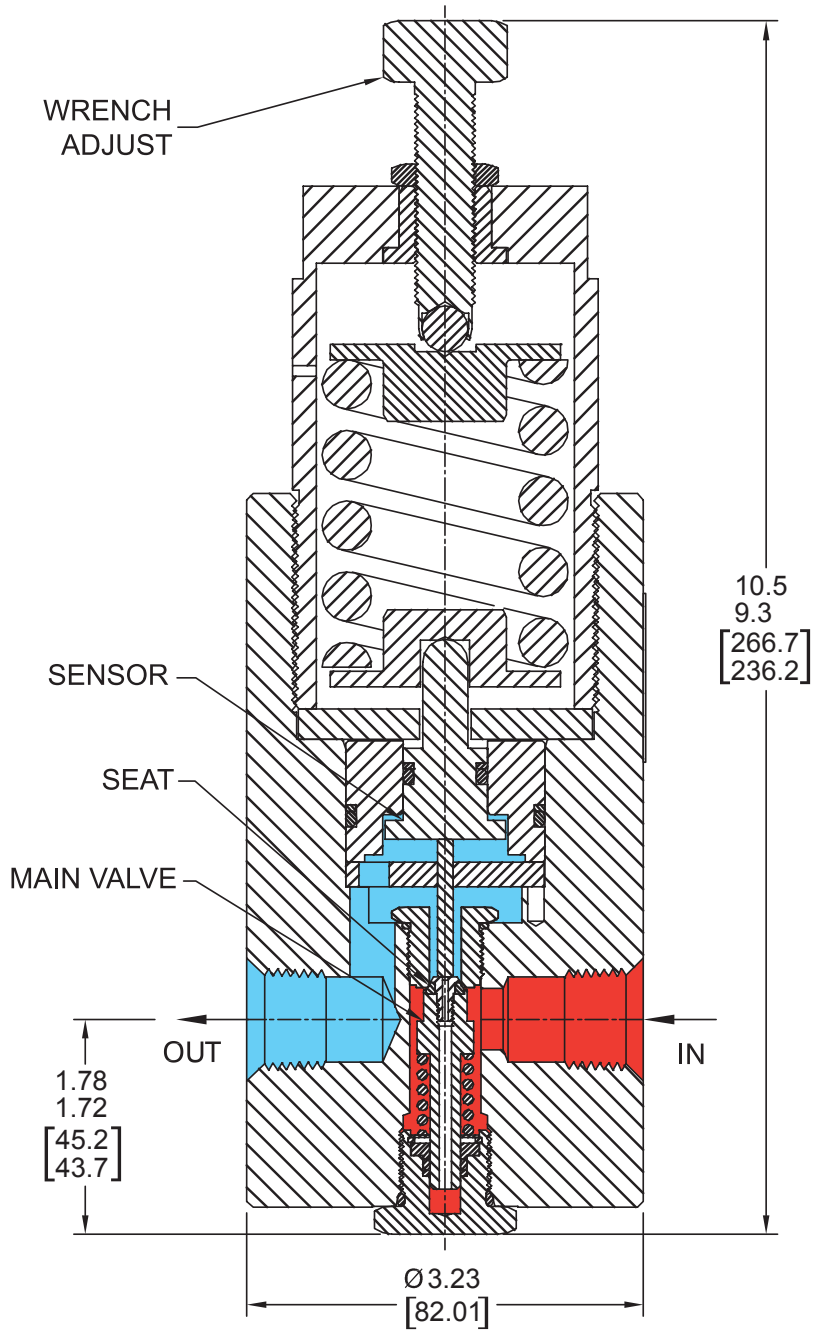
Applications

- CNG dispensing
- Hydraulic or pneumatic test stands

Features and Benefits

- Several porting configurations are available
- Spring adjust, high outlet and high flow
- Special design for dispensing compressed natural gas
- Balanced main valve minimizes supply pressure effect
- Modular design
- High safety and reliability

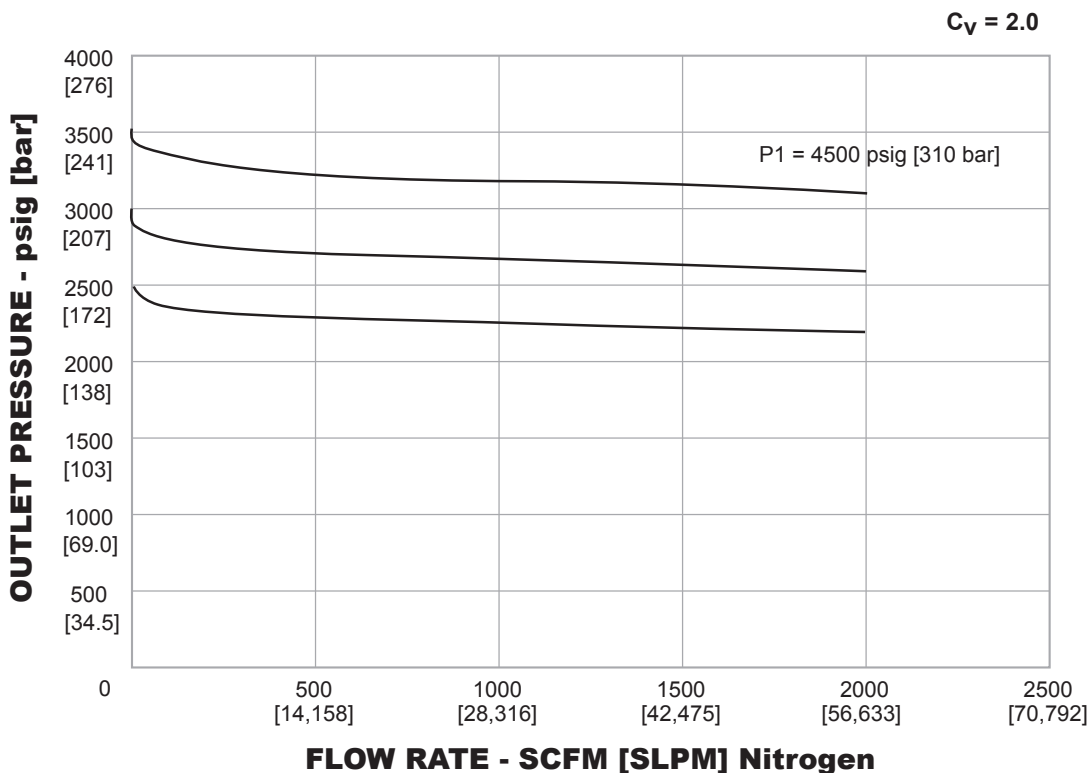
44-7400 Series Regulator Drawing



All dimensions are reference & nominal
Metric [millimeter] equivalents are in brackets

44-7400 Series Regulator Flow Chart

For more information on how to read flow curves, please refer to the Flow Curves and Calculations document (debul2007x012) in the TESCOM catalog or on www.tescom.com.









44-7400 Series Regulator Part Number Selector

Repair Kits, Accessories & Modifications may be available for this product. Please contact TESCOM for more information.

Example for selecting a part number:

W - Wrench adjust

BASIC SERIES	BODY MATERIAL	MAXIMUM INLET PRESSURE	OUTLET PRESSURE	SOFT GOODS	INLET AND OUTLET PORT TYPE	INLET AND OUTLET PORT SIZE	FLOW CAPACITY	MAIN VALVE SEAT	GAUGE PORT OPTIONS
				O-RINGS BACK-UP RINGS					
44-74	1 - Brass 2 - 303 Stainless Steel 6 - 316 Stainless Steel	4500 psig 310 bar 6000 psig 414 bar 6000 psig 414 bar	5 - 4000 psig 276 bar (Brass body only) 6 - 5000 psig 345 bar (Stainless Steel body only)	B - Buna-N90 PTFE D - Buna-N PTFE T - Viton® PTFE U - Urethane PTFE V - Kalrez® PTFE Z - Ethylene Propylene PTFE	1 - SAE 2 - NPTF 3 - MS33649	8 - 1/2" 7 - 3/4"	1 - C _v = 0.8 2 - C _v = 2.0	3 - CTFE 7 - Vespel®	0 - No gauge ports  1 - One gauge port at 90°  2 - Two gauge ports at 60°  3 - Two gauge ports at 60° (left hand inlet)  4 - Two gauge port at 90°  5 - One gauge port at 90° (left hand inlet) 



WARNING! Do not attempt to select, install, use or maintain this product until you have read and fully understood the TESCOM Safety, Installation and Operation Precautions.

D44741992X012 © 2015 Emerson Process Management Regulator Technologies, Inc. All rights reserved. 11/2015.
 Tescom, Emerson Process Management, and the Emerson Process Management design are marks of one of the Emerson Process Management group of companies. All other marks are the property of their respective owners.