

26-1700F Series

Regulators - Relief / Backpressure

D2617FL10141XEN2

Specifications

For other materials or modifications, please consult TESCOM.

OPERATING PARAMETERS

Pressure rating per criteria of ANSI/ASME B31.3

Controlled Pressure Range

5-500 psig / 0.34-34.5 bar

Design Proof Pressure

150% of rated pressure

Design Burst Pressure

400% of rated pressure

Leakage

Bubble-tight

Flow Capacity

$C_v = 0.14$

Operating Temperature

-15°F to 165°F / -26°C to 74°C

Maximum Operating Torque

40 in-lbs / 4.5 N•m

MEDIA CONTACT MATERIALS

Body

316L Stainless Steel

Main Valve Seat

Teflon®

Seal

CTFE

Back-up Rings

Teflon®

O-Ring

Buna-N

Remaining Parts

300 Series Stainless Steel

OTHER

Weight (approximate)

DN 15: 8 lbs / 3.6 kg

DN 20/25: 11 lbs / 5 kg

Teflon® is a registered trademark of E.I. du Pont de Nemours and Company.



TESCOM 26-1700F Series backpressure regulators provide welded flanges according to EN 1092 and are suitable for gas or liquid service.

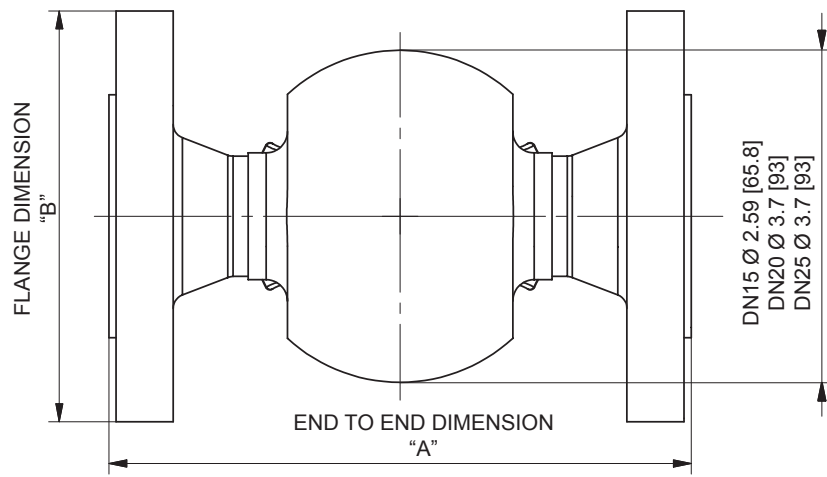
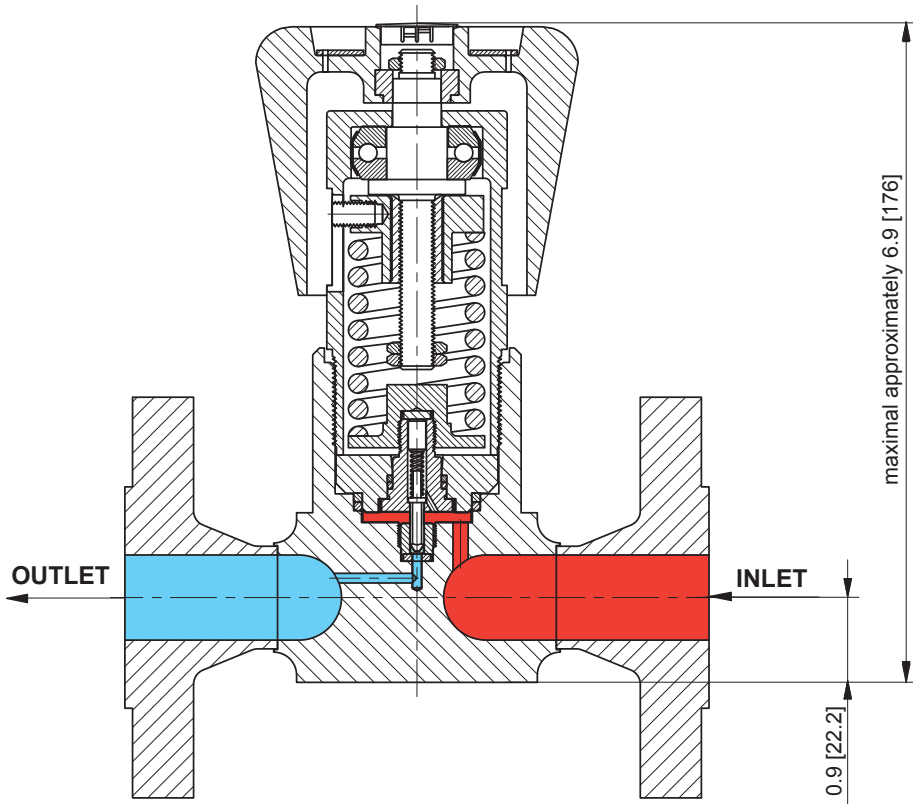
Applications

- Pilot plants (i.e. in the chemical industry)
- Pressure control of reactor or vessel applications

Features and Benefits

- Flange connections according to DIN EN 1092-1 Type 11 for easy line integration
- Face-to-face dimensions according to DIN EN 558, Row 1
- Connection up to DN 25
- Setpoint repeatability exceeds conventional relief valves
- Bubble-tight shutoff at all reseal pressures
- Safe and reliable piston-style sensor
- Compatible with the TESCOM Air Actuator and ER5000 Electropneumatic Controller for remote control
- Other connection standards upon request

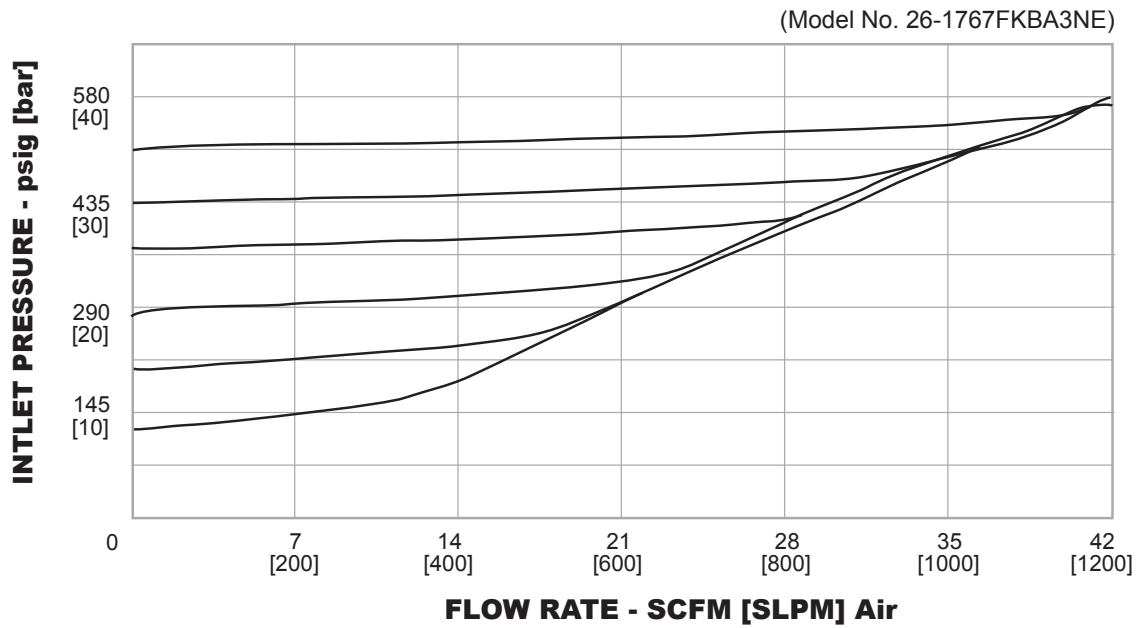
26-1700F Series Regulator Drawing



All dimensions are reference & nominal
Metric [millimeter] equivalents are in brackets

26-1700F Series Regulator Flow Chart

For more information on how to read flow curves, please refer to the Flow Curves and Calculations document (debul2007x012) in the TESCOM catalog or on www.tescom.com.



26-1700F Series Regulator Part Number Selector

Repair Kits, Accessories & Modifications may be available for this product. Please contact TESCOM for more information.

Example for selecting a part number:

26-17	6	7	F	K		B	F	3	N	E
			FLANGE					EN1092-1		
BASIC SERIES	BODY AND FLANGE MATERIAL	CONTROLLED PRESSURE RANGE	INLET AND OUTLET PORT TYPE	"A" ±.08" ±2 mm	"B" ±.08" ±2 mm	FLANGE TYPE	GAUGE PORT OPTIONS	FLOW CAPACITY	OPTIONAL ITEM	
26-17	6 – 316L Stainless Steel	7 – 5-500 psig 0.34-34.5 bar	K – DN 15 L – DN 20 M – DN 25	5.12 130 5.90 150 6.30 160	3.74 95 4.13 105 4.53 115	B – Form B - raised face D – Form D - ring joint	A – None F – 1/4" NPTF 1 x in G – 1/4" NPTF 1 x in L – 1/4" NPTF 1 x in, 1 x out	3 – $C_v = 0.14$	N – None	

Kits

	BASIC SERIES	PART NUMBER
NON METALLIC	26-17XXFXXXXXX	389-1268
REPAIR	26-17XXFXXXXXX	389-6574



WARNING! Do not attempt to select, install, use or maintain this product until you have read and fully understood the *TESCOM Safety, Installation and Operation Precautions*.

D2617FL10141XEN2 © 2014 Emerson Process Management Regulator Technologies, Inc. All rights reserved. 09/2014.
 Tescom, Emerson Process Management, and the Emerson Process Management design are marks of one of the Emerson Process Management group of companies. All other marks are the property of their respective owners.