

44-5200F Series

Regulators - Pressure Reducing

D4452FL10139XEN2

Specifications

For other materials or modifications, please consult TESCOM.

FLUID MEDIA

Corrosive or non-corrosive gases requiring high purity regulation compatible with materials of construction. For other media, consult factory.

OPERATING PARAMETERS

Pressure rating per criteria of ANSI/ASME B31.3

Maximum Inlet Pressure

580 psig / 40.0 bar

Outlet Pressure Ranges

1-25, 1-50, 2-100, 2-250, 5-500 psig
0.07-1.7, 0.07-3.4, 0.14-6.9, 0.14-17.2, 0.34-34.5 bar

Design Proof Pressure

150% of rated pressure

Design Burst Pressure

400% of rated pressure

Leakage

Internal: Bubble-tight

Flow Capacity

$C_v = 0.06$

$C_v = 0.15$

Operating Temperature

-15°F to 165°F / -26°C to 74°C

MEDIA CONTACT MATERIALS

Body

316 Stainless Steel

Seat

Teflon®

O-Ring

Viton®

Remaining Parts

300 Series Stainless Steel

OTHER

Weight (approximate)

DN 15: 8.6 lbs / 3.9 kg

DN 20 / 25: 11.7 lbs / 5.3 kg

Teflon® and Viton® are registered trademarks of E.I. du Pont de Nemours Company.



TESCOM 44-5200F Series low flow pressure reducing regulators provide welded flanges according to EN 1092 and are suitable for gas or liquid applications.

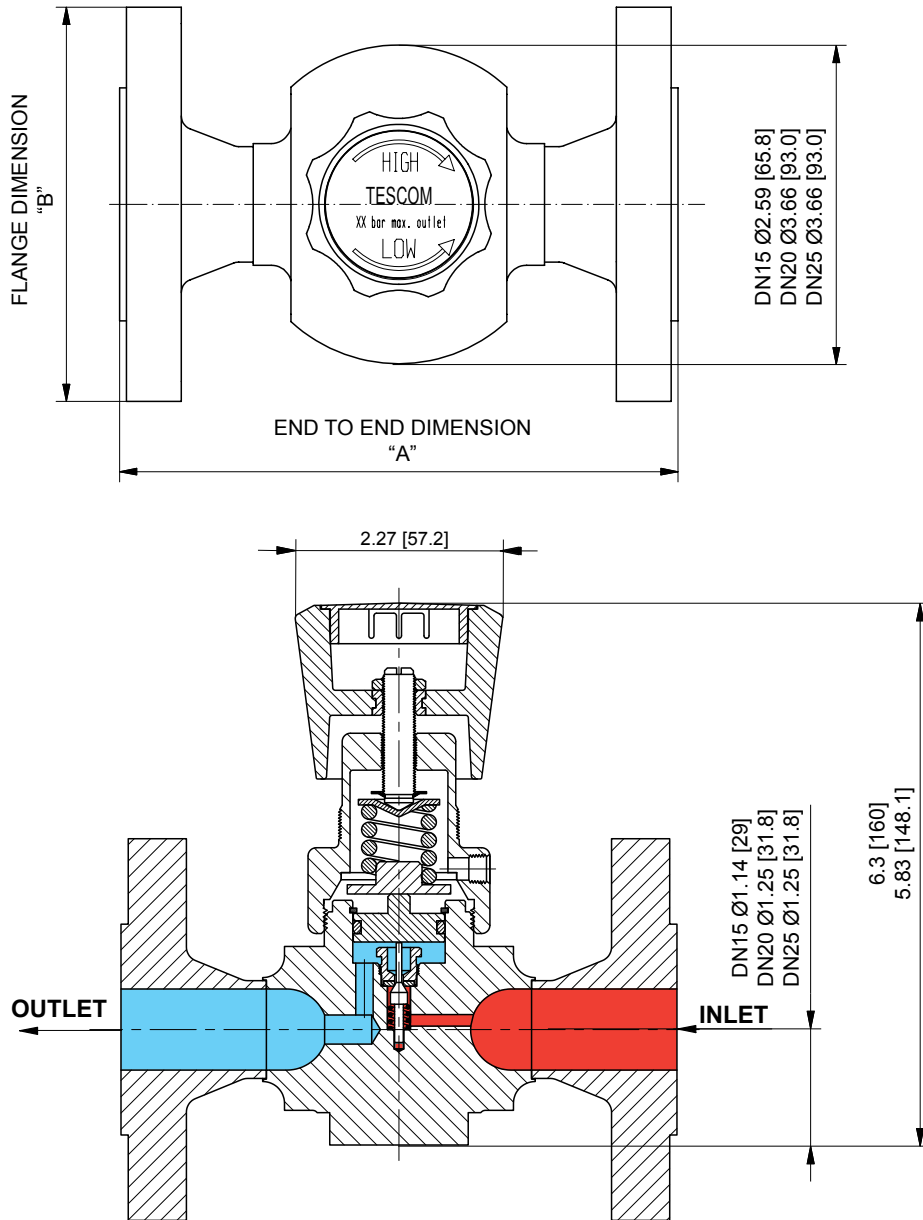
Applications

- Pilot plants (i.e. in the chemical industry)
- Sampling for analytical applications
- Low flow media supply for various processes

Features and Benefits

- Flange connections according to DIN EN 1092-1 Type 11 for easy line integration
- Face-to-face dimensions according to DIN EN 558, Row 1
- Connection up to DN 25
- Compact and economical design
- For gas or liquid services
- Piston sensed for high reliability and long service life
- 1/4" NPTF gauge ports are available
- Adjustable stop limits maximum outlet pressure
- Other connection standards upon request

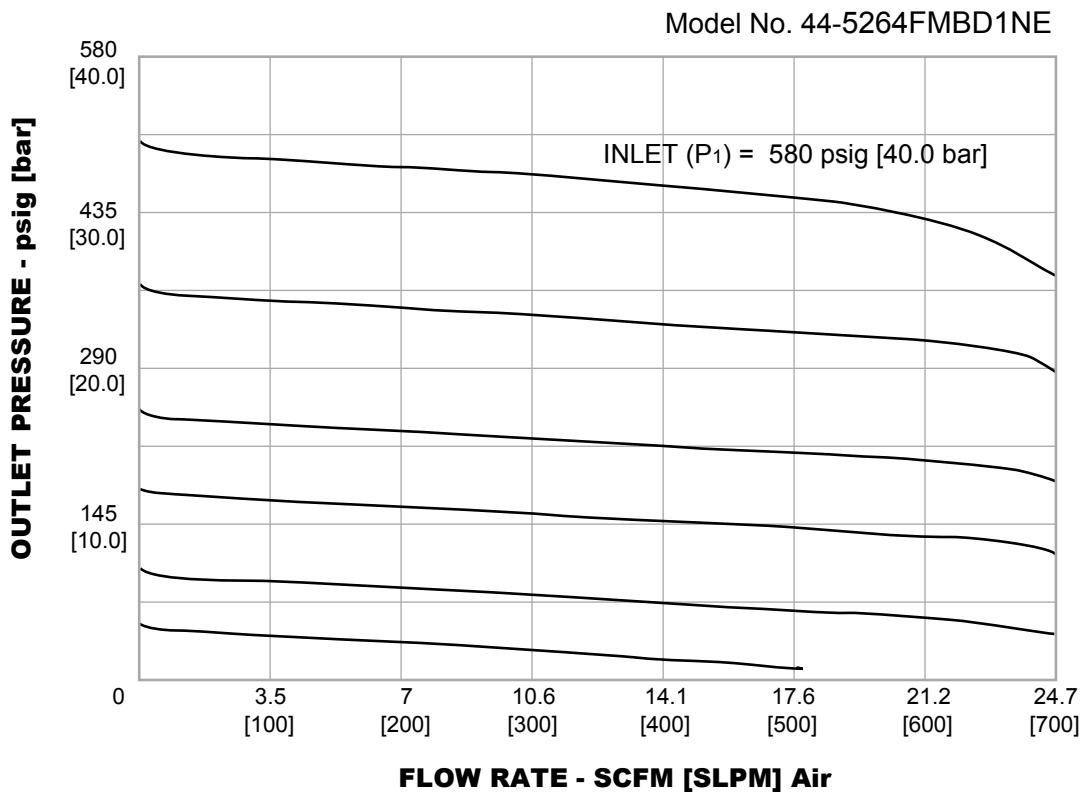
44-5200F Series Regulator Drawing



All dimensions are reference & nominal
 Metric [millimeter] equivalents are in brackets

44-5200F Series Regulator Flow Chart






For more information on how to read flow curves, please refer to the Flow Curves and Calculations document (debul2007x012) in the TESCOM catalog or on www.tescom.com.



44-5200F Series Regulator Part Number Selector

Repair Kits, Accessories & Modifications may be available for this product. Please contact TESCOM for more information.

Example for selecting a part number:

44-52	6	1	F	K	B	F	2	N	E
			FLANGE					EN1092-1	
BASIC SERIES	BODY AND FLANGE MATERIAL	OUTLET PRESSURE	INLET AND OUTLET PORT TYPE	"A" ±.08" ±2 mm	"B" ±.08" ±2 mm	FLANGE TYPE	GAUGE PORT OPTIONS	FLOW CAPACITY	VENTING OPTION
44-52	6 – 316L Stainless Steel	0 – 1-25 psig 0.07-1.7 bar	K – DN 15	5.12 130	3.74 95	B – Form B - raised face	A – None 	1 – C _v = 0.06 2 – C _v = 0.15	N – Non-venting
		1 – 1-50 psig 0.07-3.4 bar	L – DN 20	5.90 150	4.13 105	D – Form D - ring joint	D – 1/4" NPTF 1 x out 		
		2 – 2-100 psig 0.14-6.9 bar	M – DN 25	6.30 160	4.53 115		E – 1/4" NPTF 1 x out 		
		3 – 2-250 psig 0.14-17.2 bar					F – 1/4" NPTF 1 x in 		
		5 – 5-500 psig 0.34-34.5 bar					L – 1/4" NPTF 1 x in, 1 x out 		

Kits

	BASIC SERIES	PART NUMBER
NON METALLIC	44-52XXFXXX1E 44-52XXFXXX2E	389-7015 389-7017
REPAIR	44-52XXFXXX1E 44-52XXFXXX2E	389-7016 389-7018



WARNING! Do not attempt to select, install, use or maintain this product until you have read and fully understood the TESCOM Safety, Installation and Operation Precautions.

D4452FL10139XEN2 © 2012 Emerson Process Management Regulator Technologies, Inc. All rights reserved. 05/2012.
Tescom, Emerson Process Management, and the Emerson Process Management design are marks of one of the Emerson Process Management group of companies. All other marks are the property of their respective owners.