

44-3200 Series

Regulators - Pressure Reducing

D44321775X012

Specifications

For other materials or modifications, please consult TESCOM.

OPERATING PARAMETERS

Pressure rating per criteria of ANSI/ASME B31.3

Maximum Inlet Pressure

500, 3000 psig / 34.5, 207 bar

Outlet Pressure Ranges

0-25, 0-50, 0-100, 0-150, 0-200 psig
0-1.7, 0-3.4, 0-6.9, 0-10.3, 0-13.8 bar

Design Proof Pressure

150% of rated pressure

Leakage

Internal: Bubble-tight

External: $< 2 \times 10^{-8}$ atm cc/sec He

Operating Temperature

-40°F to 140°F / -40°C to 60°C

Flow Capacity

$C_v = 1.0$

$C_v = 1.8$ (Optional)

MEDIA CONTACT MATERIALS

Body

Brass, 316 Stainless Steel

Bonnet

300 Series Stainless Steel

Diaphragm

316 Stainless Steel

Seat

3000 psig / 207 bar Inlet: CTFE

500 psig / 34.5 bar Inlet: Teflon®

Seat Retainer

Nitronic 60

Seal

Teflon®

Remaining Parts

316 Stainless Steel

OTHER

Cleaning

CGA 4.1 and ASTM G93

Weight (without gauges)

3.5 lbs / 1.6 kg

Teflon® is a registered trademark of E.I du Pont de Nemours and Company.



TESCOM 44-3200 Series is a compact, high flow, high purity single-stage regulator for specialty, flammable and industrial gas flows of 5-50 SCFM / 141-1415 SLPM. Diffusion-resistant metal diaphragm seal ensures gas purity and integrity.

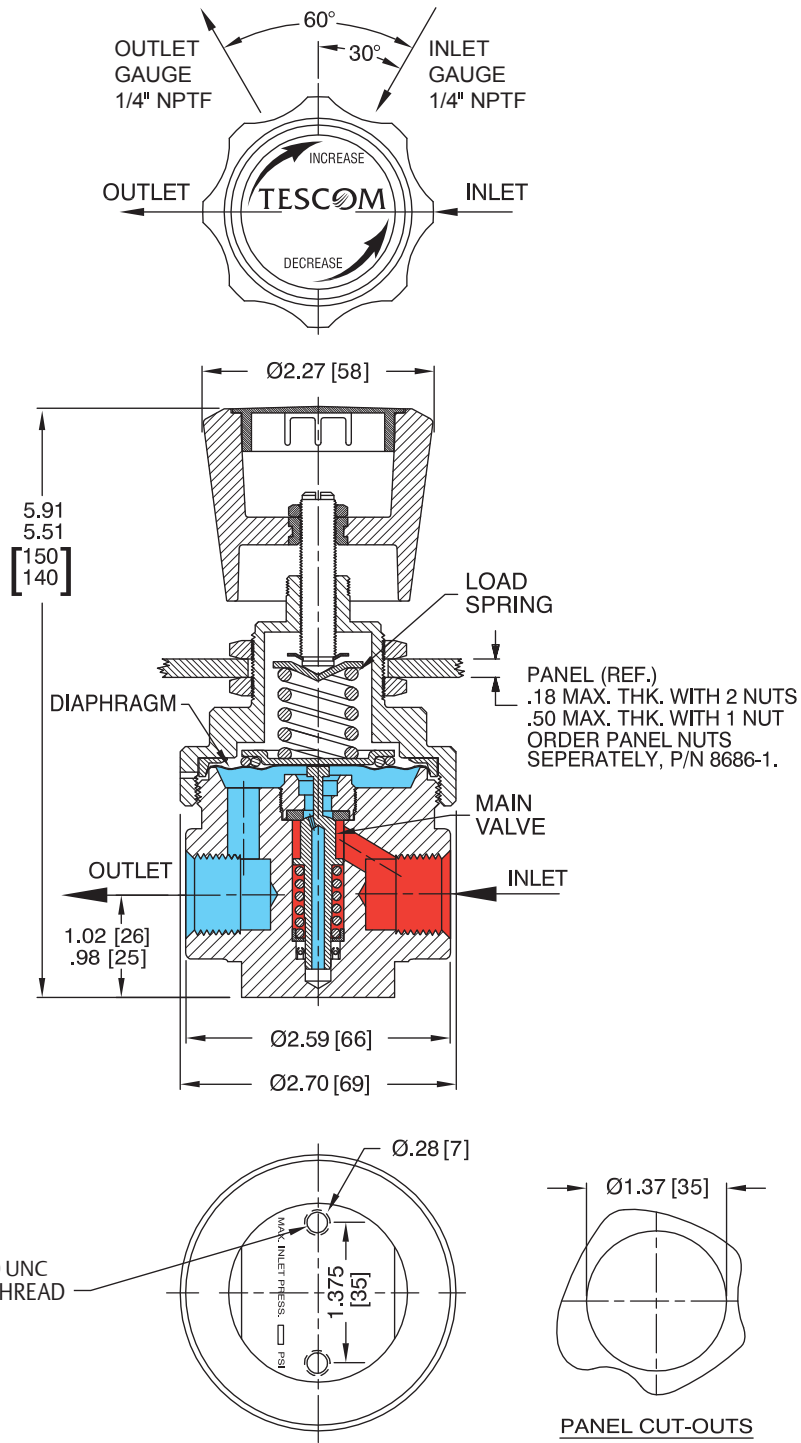
Applications

- Laboratory and point-of-use gas systems
- Laser assist and resonator gases
- Glove box and isolators

Features and Benefits

- Available in 316 Stainless Steel or Brass
- Choice of inlet pressure ratings: 500 or 3000 psig / 34.5 or 207 bar maximum
- True metal-to-metal diaphragm seal to minimize diffusion
- Five outlet pressure ranges are available
- Gauge ports are standard
- Optional high flow model ($C_v = 1.8$) is available
- Panel mounting is optional
- Non-venting is standard

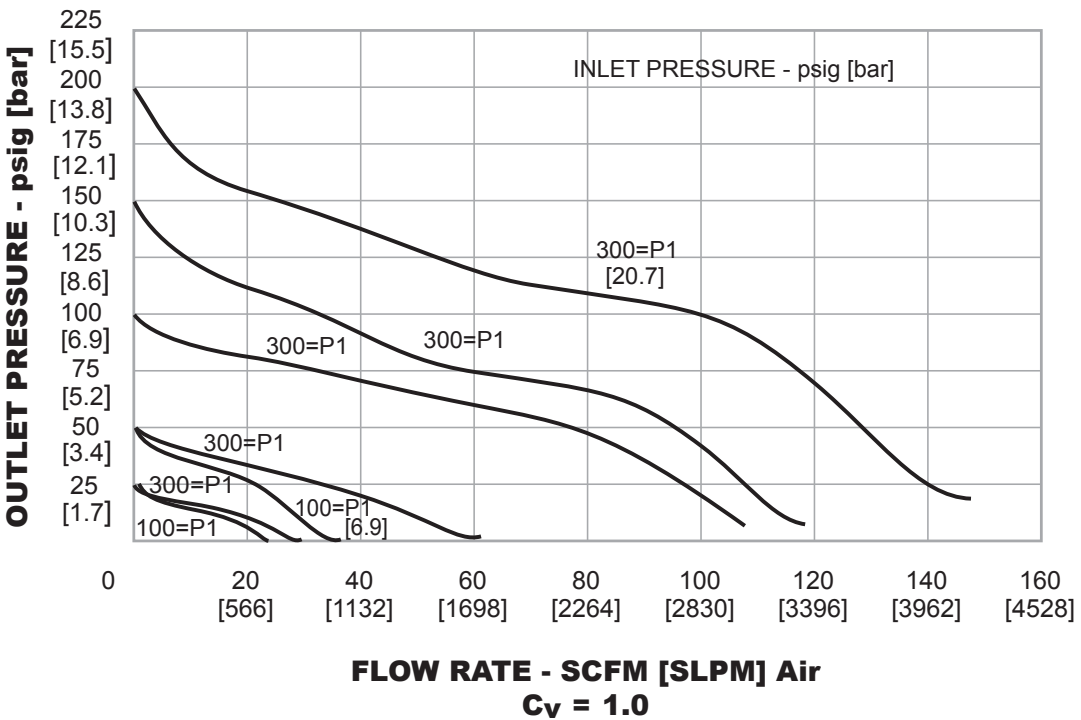
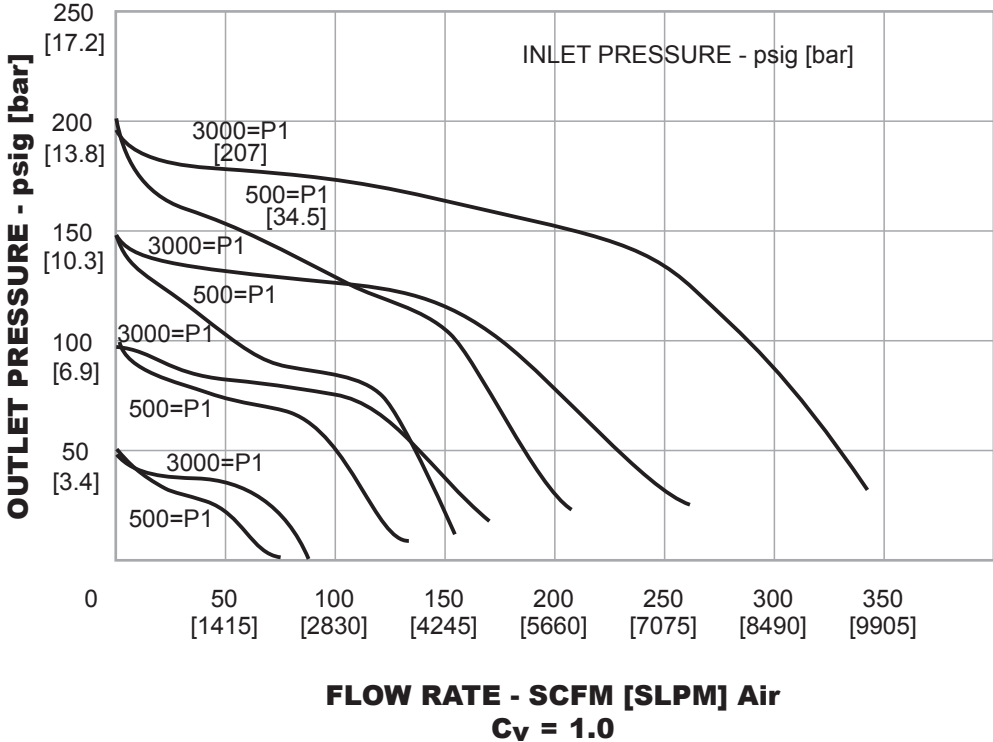
44-3200 Series Regulator Drawing



All dimensions are reference & nominal
Metric [millimeter] equivalents are in brackets

44-3200 Series Regulator Flow Charts

For more information on how to read flow curves, please refer to the Flow Curves and Calculations document (debul2007x012) in the TESCOM catalog or on www.tescom.com.



44-3200 Series Regulator Part Number Selector

i Learn more about common options.

For modifications, repair kits and accessories, contact factory.

Example for selecting a part number:

BASIC SERIES	BODY MATERIAL	OUTLET PRESSURE RANGES	SOFT GOODS		INLET AND OUTLET PORT TYPE	INLET AND OUTLET PORT SIZE	MAXIMUM INLET PRESSURE	OPTIONS
			SEAT	SEAL				
44-32	1 – Brass 6 – 316 Stainless Steel	0 – 0-25 psig 0-1.7 bar 1 – 0-50 psig 0-3.4 bar 2 – 0-100 psig 0-6.9 bar 3 – 0-150 psig 0-10.3 bar 4 – 0-200 psig 0-13.8 bar	H – Teflon® J – CTFE	Teflon®, O-ring Teflon®, Spring Energized Lip Seal	2 – NPTF	6 – 3/8" 8 – 1/2"	1 – 3000 psig 207 bar 3 – 500 psig 34.5 bar	-001 – One 1/4" gauge port at 90°, C _v = 1.0 -003 – No gauge ports -296 – One 1/4" gauge port at 90°, C _v = 1.8



WARNING! Do not attempt to select, install, use or maintain this product until you have read and fully understood the *TESCOM Safety, Installation and Operation Precautions*.

D44321775X012 © 2012, 2017 Emerson Process Management Regulator Technologies, Inc. All rights reserved. 08/2017.
 Tescom, Emerson Process Management, and the Emerson Process Management design are marks of one of the Emerson Process Management group of companies. All other marks are the property of their respective owners.

